


Remove all weeds around the base of the tree.

- Watch for anthracnose, which spots the leaves and fruit. Spray with a copper fungicide.

Harmful insects include scales, thrips and mealy bugs.

CITRUS



PPA

Spacing

Grapefruit	58	25ft x 30ft
Orange	87	20ft x 25ft
Lime	145	15ft x 20ft

- Fertilize twice a year in bands around the trees dripline.
- Remove all weeds from the base of the tree and mulch with dry, disease free material like grass, leaves or woodchips. Prune all suckers, diseased or dead wood.
- Diseases include gummosis. Insects include scale, mealy bugs and aphids.



**Produced by the
Communications Unit
Ministry of Agriculture Lands
& Fisheries,**

**For More Information, Contact
The Tree crop Unit
at Tele: 458 - 7321**



FRUIT TREE

GUIDE

PLANTING TIPS

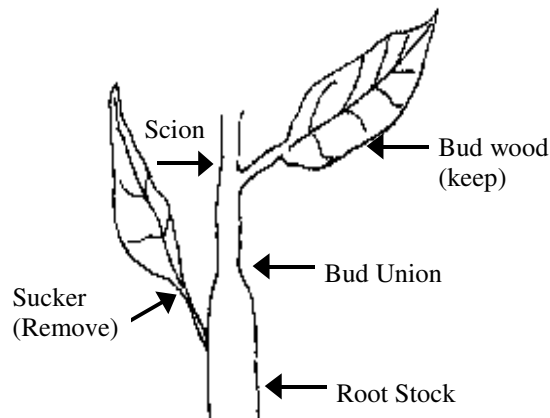
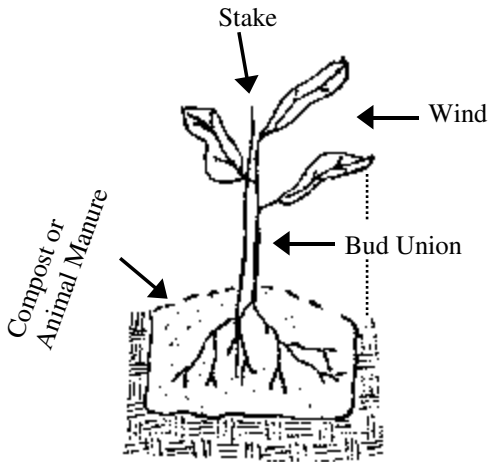
- Dig hole 2ft x 2ft x 2ft and fill with compost or well - rotted animal manure. Wait 6 - 8 weeks before planting ?
- Water the young tree after planting, and continue watering if dry weather follows.
- Mulch around the tree with dry, disease - free material such as grass, leaves or wood-chips.
- Check the tree for insects and diseases, and report them to your extension officer.

COCOA



Spacing: 12ft x12ft
Plants per acre 309.

- Shade is important for good growth. Establish trees for temporary shade at intervals of 6ft x12ft with either banana, cassava or pigeon peas. For permanent shade, plant Coconuts, Gliricidia or Lecueana.
- Fertilize 3 times a year for the first 3 - 4 years. Fertilize adult trees 2 times a year in bands around the tree's drip line.
- To care for the young trees, stake them to aid against wind damage. Prune them to an upright shape, and remove all diseased and dead wood including all suckers, except Chupons, which arise from the root. These are encouraged to take over the growth of the tree.



Diseases to watch for:

1. Black pod disease (prune trees to allow for good air circulation) an
2. Witches Broom (prune, burn and bury and diseased limbs).

Insects include scales, thrips and June beetles.

AVOCADO PEARS



Spacing 20ft x 25ft
Plants per acre 87.

- Fertilize twice a year at the trees drip line.
- Stake the young trees to aid against wind damage. Clean the weeds from the base of the tree, and mulch with dry, disease free material like grass, leaves or wood chips.
- Watch for anthracnose, a disease that leaves black spots on the fruits and leaves. Spray with a copper fungicide. Harmful insects include scales, thrips and mites.

MANGOES

Spacing 25ft x 30ft
Plants per acre 58.



- Fertilize twice a year in bands around the tree's dripline. Discontinue at 4 years.
- Prune all suckers, diseased and dead wood, and mulch around the base of the tree with dry, disease free material like grass, leaves or wood chips.